

5 STEPS TO POCKETWATCH ON YOUR ANDROID



STEP 1

MAKE SURE YOU HAVE YOUR MYP LOGIN

Follow the link in the email sent to you by Interchange Illawarra and log in using the details provided in the email. Update your Password to something you will remember.

STEP 2

USE CHROME TO LOGIN

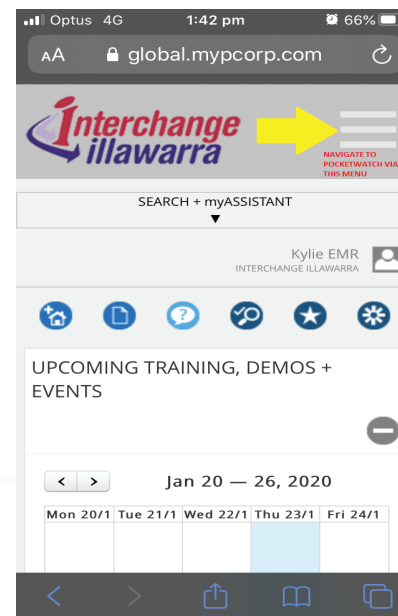
Using Chrome internet browser, visit mypcorp.com and click "Login".



STEP 3

OPENING POCKETWATCH IN MYP

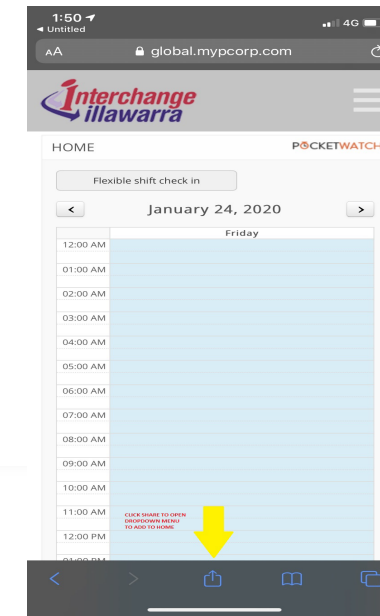
Once logged in navigate to the PocketWatch module via the side navigation menus.



STEP 4

ADDING POCKETWATCH TO YOUR HOME SCREEN


Click "Add to home Screen" then click "Add" when prompted.



STEP 5

DONE!

The PocketWatch icon will now appear on your device for quick access.



PocketWatch is a fully integrated rostering system. Accessible anywhere, anytime, PocketWatch provides an easy to use graphical calendar where you can Check In and Check Out of Shifts and add Participant Notes .

Please remember to let the office know by phone or email if Rostered shift days, times or staff changes prior to the shift commencing so we can update your Roster.